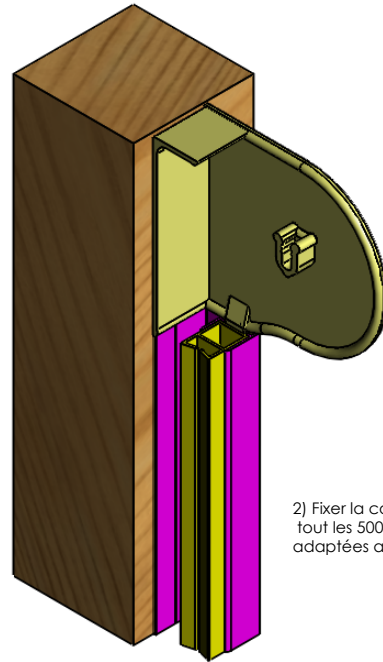
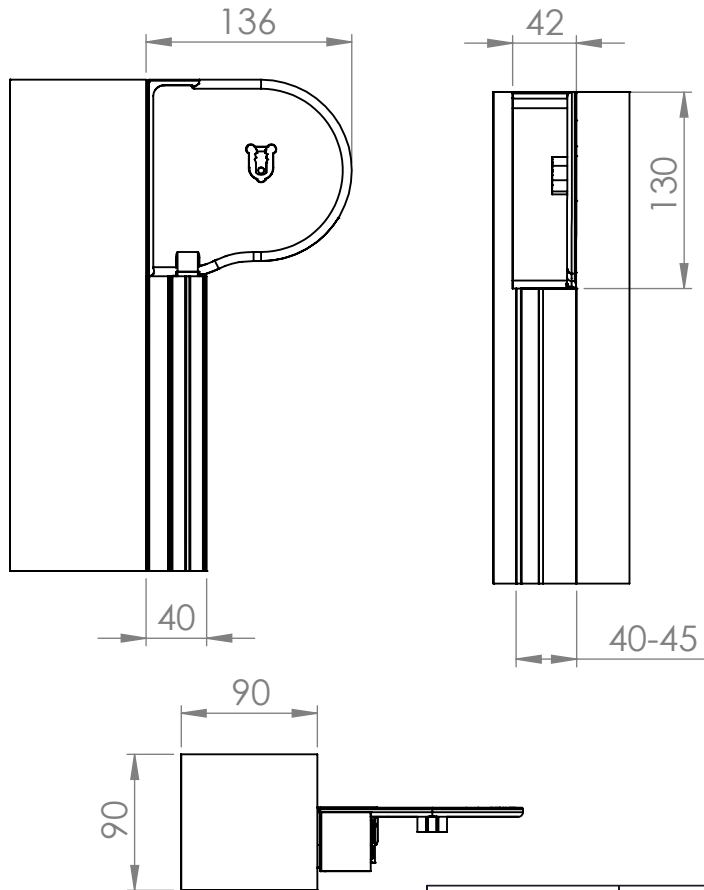
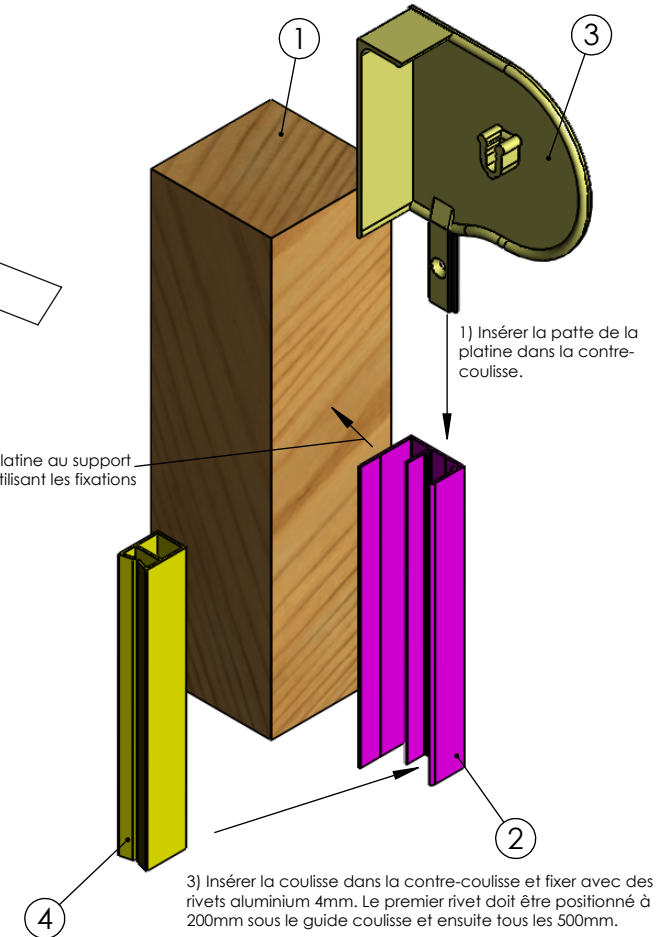


ITEM NO.	PART NUMBER	DESCRIPTION	QTY
1	Post	90x90mm Veranda Post	1
2	Zip B011	Exterior Face Fix Channel	1
3	Zip 0341	Ziptrak® Cast End Brackets - R/H	1
4	Zip 001	Ziptrak® Track	1

REVISIONS				
ZONE	REV.	DESCRIPTION	DATE	APPROVED



2) Fixer la contre-coulisse et la platine au support tout les 500mm maximum, en utilisant les fixations adaptées au matériau.



PROPRIETARY AND CONFIDENTIAL  
 THE INFORMATION CONTAINED IN THIS DRAWING IS THE SOLE PROPERTY OF ZIPTRAK PTY LTD. ANY REPRODUCTION IN PART OR AS A WHOLE WITHOUT THE WRITTEN PERMISSION OF ZIPTRAK PTY LTD. IS PROHIBITED.

		UNLESS OTHERWISE SPECIFIED:	NAME	DATE
		DIMENSIONS ARE IN M. M	DRAWN	Nir 24-01-2014
		TOLERANCES:	CHECKED	
		FRACTIONAL ± 0.05	ENG APPR.	
		ANGULAR: ± 0.1 BEND ± 0.01	MFG APPR.	
		ONE PLACE DECIMAL ± 0.05	Q.A.	
		TWO PLACE DECIMAL ± 0.02		
		THREE PLACE DECIMAL ± 0.01		
		INTERPRET GEOMETRIC TOLERANCING PER:		
		MATERIAL		
		N/A		
		FINISH	14 Seaforth Avenue, Somerton Park, S.A 5044 Ph: +61 (8) 83770065 E-mail: ziptrak@ziptrak.com.au	
NEXT ASSY	USED ON	DO NOT SCALE DRAWING		
APPLICATION				

COMMENTS:	
USING FACE FIX CHANNEL AND CAST END BRACKETS	
TITLE:	
FACE FIX INSTALLATION	
Drawing number	REV
ZDRW0019	1
SCALE: N.T.S.	WEIGHT : N/A
SHEET 1 OF 1	